



淮阴师范学院
Huaiyin Normal University



2024 5 10 - 12

2024 5 10 10:00- 21:00

208

1 10

2

3

10

11

11

11

12

12

7:00- 8:00

11:40- 12:30

18:00- 19:00

15821759172

18027824405

13770384068

18262712588

605 606




“ ”

“

“

2024



	3		
	4		
	5		
	6		
	7	13:30- 15:30	
	8	13:30- 15:30	
	9		
	12	15:30- 17:00	
	17	15:30- 17:00	
8:30- 11:30	5		
	10		
	11		
	13		
	14		
	15		
	16	8:30- 10:30	
	18		
	19		
	20	10:30- 11:30	
11:40- 12:00			

1982



Progress in Human Geography
320

Nature Energy



Applied Geography
300

13



Applied Geography
300

RSA

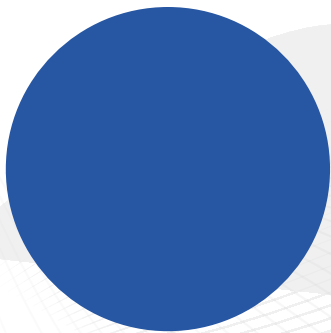
RSA

IGU

Economic Geography,

18

Elsevier



400

/

	—
	—
5 11 13:30- 17:00	
	— —
	— —
	— — " — "
	—

5 11 13:30- 17:00		
	" "	
		--
		--
		-
		--
		--

5 11 13:30- 17:00			

5 12 8:30- 11:30		
	The Power of Collaboration: How does Green Innovation Network affect Green Total Factor Productivity	
	" "	

	-
5 11 13:30- 17:00	" " " "

5 11 13:30- 15:30			
			— — "
		"	
		" "	
			— — 281
			— —

	1990—2020	
5 12 8:30- 11:30		
	2000—2018	
	Do shrinking cities under- perform on the TFP? Compared to the growing cities	

5 11 15:30- 17:00		

Does trade- driven employment transfer exacerbate global environmental- economic inequalities?

Assessing global coupling interactions between energy transition and geopolitics

How does digital technology encourage carbon unlocking? Evidence from Chinese coal city

30

1

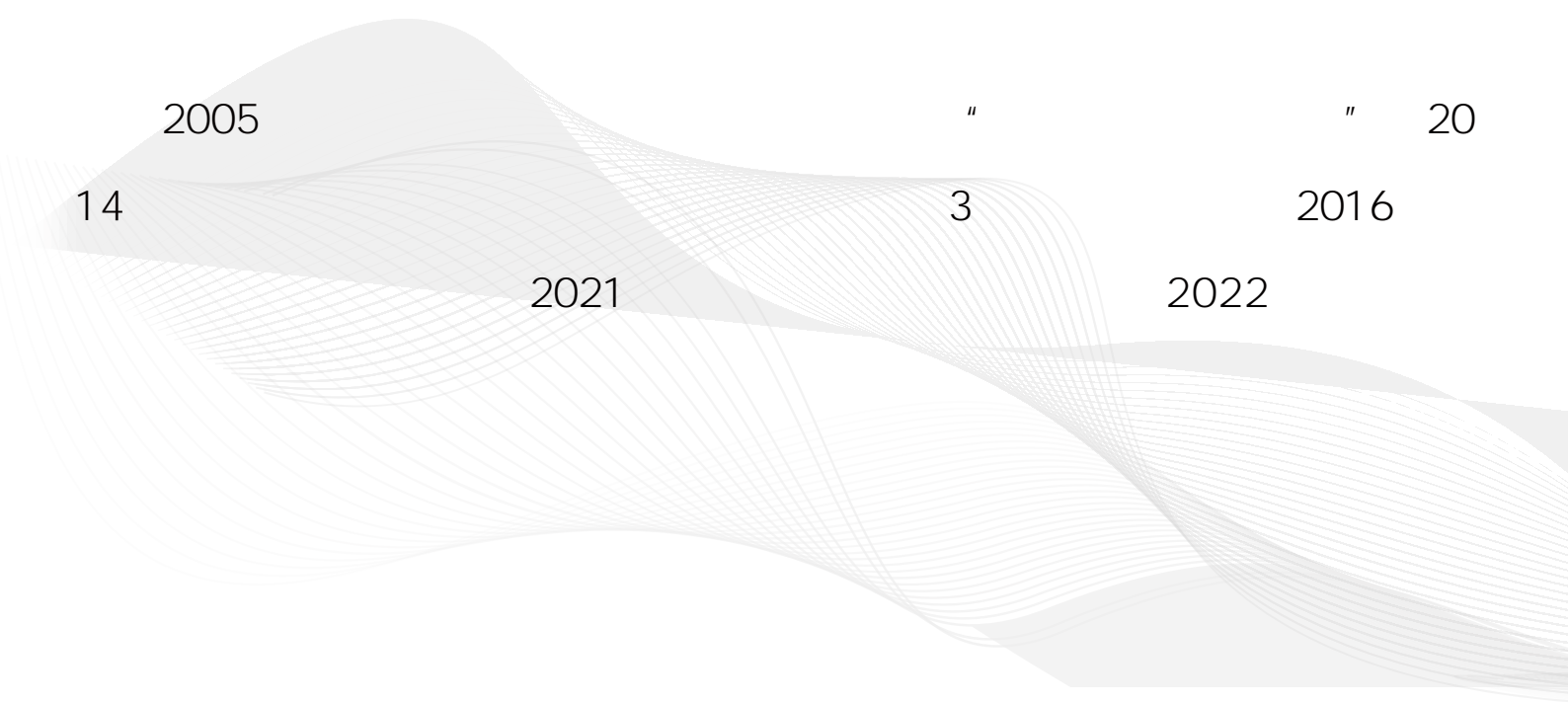
	/
	--
5 12 8:30- 11:30	
	LEAP

5 12 8:30- 10:30	Evaluating Objective and Perceived Ecosystem Service in Urban Context Indirect Method Based on Housing Market
	Assessing the joint effects of urban amenities on housing price regarding 15 minute city: an Gradient Boosted Decision Tree approach

5 11 15:30- 17:00		

	CMIP6	
5 12 10:00- 11:30		

1981 2006



2005 " " 20
14 3 2016
2021 2022

"

"

2000

63

20

9

2

2021

2

100

2

9

10

11

9

15

60

"

"

"

"

1

1

2.0

2

2.0

2

2

50

15

68

68

173

63

1300

200 600

1 2 3 3

" 333 " " " " " 100

100

20

29 " " 7

11 1

103 492 46

" "

2100





1984

1984- 1986

1986- 1997

1997- 2009



1 " " 1 STS 1
" 12 9 "
" 13 300
500 20 100
100 100

"

"

2500

1000

14

4

100

160

300

20

1: — 733 19.3 8 45
6.3 15

2: 18 26 35 75



1: — 5 17 86
70

2 27 32
60-70

